

# THREE SQUARE MARKET



## Depositing Funds to Your Account

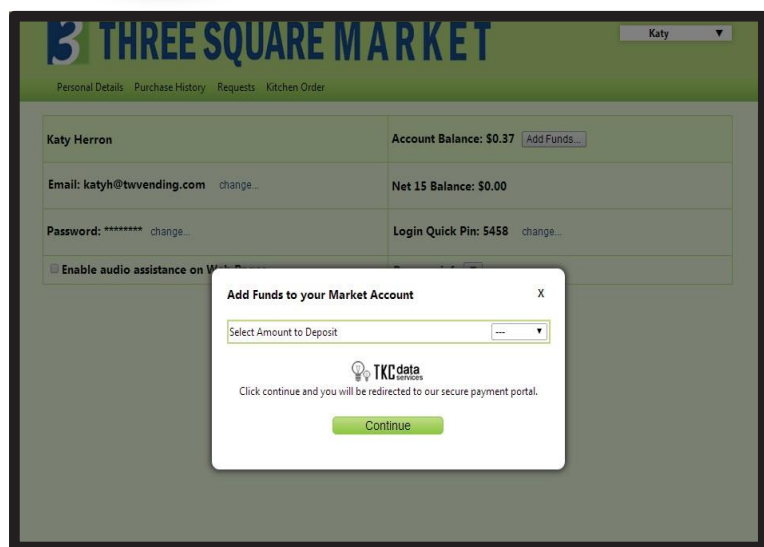
### At the Kiosk:

- 1.) Select Login on the homescreen or scan your registered fingerprint
- 2.) Via Homescreen Login: Enter your ...
  - Quick Pin
  - Email Address
  - Scan your fingerprint
- 3.) Select Deposit - Choose cash or credit
- 4.) Insert cash or swipe card
- 5.) Select amount for credit or insert all bills
- 6.) Select Deposit
- 7.) If you do not wish to deposit funds to your account you may purchase item/s by scanning the item/s and inserting cash or swiping a credit/debit card.



### Online at My32Market.com:

- 1.) Log in
  - 2.) Go to My Account
  - 3.) Select Add Funds
- If you have a credit/debit card on file select that card and enter an amount to deposit to your account.*
- If you do not have a card on file, select the Credit Card Info button above.*
- 4.) Select Amount to Deposit
  - 5.) Add a Card or Select a Card to Use
  - 6.) Verify your card's CVN # (found on the back of the card)
  - 7.) Select Pay



# The Mobile App: ↓ How To

Scan to Download Our Mobile

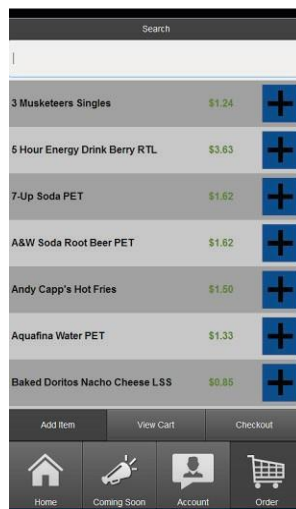




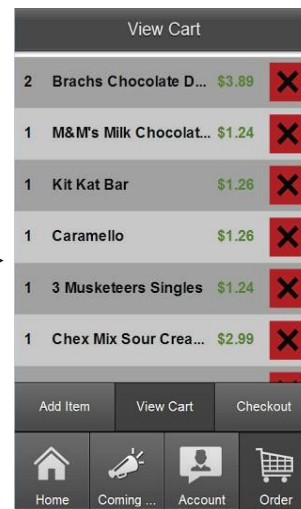
**Download and Log In Necessary**



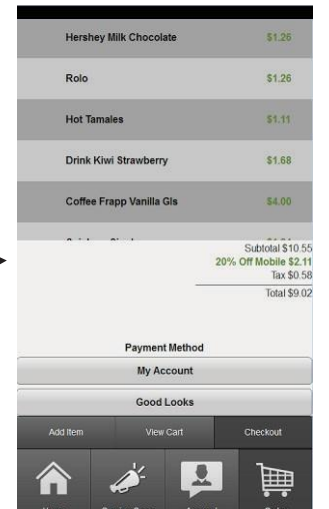
**Select Purchase Items**



**Select Items to Purchase**



**Remove Items if**



**Finalize Purchase and Pay**